

















LakeWood 220mm Technical Information

Usage	Result
	
	
	
	
	
	
	
	
	
	
	
	
	

Installation Methods





*Subject to compatible subfloor and correct installation (Refer Installation Instructions)

Test Information & Others














Installation & Warranty

All LakeWood floors must be installed by a competent approved installer who will have the necessary skills and take individual site circumstance into account. LakeWood warranty will only apply to floors which have been installed according to the LakeWood installation instructions available in each box of LakeWood and also on the TerraMater website - terramaterfloors.com.au

Please note this technical sheet was written by TerraMater Floors Pty Ltd, All the information is specified correctly while writing and publication of the sheet. The company reserves the right to change the specifications of this product at any time without prior notice to third parties.