


















Origins 240mm Technical Information

Usage	Result
 Product Reference	Wild Oak 240 Series
 Size (L x W x Thickness/top) mm	2200 x 240 x 15/4
 Board Type	Tongue and Groove
 Pattern	1 Strip
 Structure	3 Ply with SPF core
 Edging	Micro Bevel
 Pack size	2.112m ²
 Pack weight	23kg
 Pack length	2200mm. 4 boards per pack. Up to 25% nesting per pack
 Top layer (lamella)	4mm European Oak
 Surface Finish	Klump UV lacquer or Natural Oil
 Environmental rating	A+. Green Building Council of Australia: Pass
 Maintenance	As per maintenance instruction- refer website www.terramaterfloors.com.au

Installation Methods

 Fully bonded	Yes*
 Nailed	No
 Floated on underlay	Yes*
 Over under slab heating	Yes*

*Subject to compatible subfloor and correct installation (Refer Installation Instructions)

Test Information & Others

 Origin	France, Romania, Germany, Poland
 EUTR	Legally Harvested Timber
 FSC	Not Available
 Janka hardness rating	1360 LBF (7.0)
 Slip testing	AS/NZS 4586-2004 Wet: P3, Dry: D1
 Australian reaction to fire- FLOOR	ASISO 9239-1:2003 CRF 3.6kw/m ² , smoke value 19%
 Australian reaction to fire- WALL	AS/NZS 3837:1998 58.3kw/m ²
 Cigarette Burns	Repairable
 Release of formaldehyde	ASTM D51166 0.093mg/m ² /hr (max limit allowable 0.1)
 Release of 4-phenylcyclohexene	ASTM D5116 <0.004mg/m ² /hr (max limit allowable 0.05)
 Total VOC	ASTM D5116 0.016mg/m ² /hr (max limit allowable 0.5mg/m ² /hr)
 Warranty- Domestic	20 Year Wear and Lifetime Structural
 Warranty- Commercial	10 Year Wear and Lifetime Structural

Installation & Warranty

All WildOak floors must be installed by a competent approved installer who will have the necessary skills and take individual site circumstance into account. WildOak warranty will only apply to floors which have been installed according to the WildOak installation instructions available in each box of WildOak and also on the TerraMater website - terramaterfloors.com.au

Please note this technical sheet was written by TerraMater Floors Pty Ltd, All the information is specified correctly while writing and publication of the sheet. The company reserves the right to change the specifications of this product at any time without prior notice to third parties.